


P+K vs K (Defense)



Winning the game depends on getting the pawn promoted. Your job is to stop it.


1) When it's down to the king and a pawn, the key to a win is getting the pawn promoted.

Here are some guidelines for defending against P+K and getting a stalemate.

2) Pawn on A or H file

2.a Get to the corner square where the pawn can promote.

2.b Move back and forth on the two end squares of that rank.



If your opponent plays it out, it will result in an easy stalemate.

3) Pawn on B-G file

This will be a bit trickier. But by memorizing a few guidelines, you can get a stalemate nearly everytime.

3.a) Get your king in front of the opposing pawn, and as close it as possible.

3.b) *If the opposing king is behind the pawn:*

1st choice: Square in front of the pawn



2nd choice: 2 squares in front of pawn



3.c) *If the opposing king is on side of pawn:*



1st choice: 2 squares in front of the opposing king.






2nd choice: 2 squares in front of pawn




3.d) *If the opposing king is in front of the pawn:*

Try to move to square 2 spaces in front of the opposing king



3.e) If you are able to play per these guidelines, the final stalemate will look like this:



4) When the lone pawn is on the A or H file, getting a stalemate is virtually guaranteed if you can get your king to that corner and just move back and forth.

Defending successfully against the lone pawn on the B thru G file is less certain. If your opponent has his king *in front* of his pawn, it is possible for him to escort the pawn to a promotion. But it will take flawless play for your opponent to succeed. Keep your king in front of the pawn and try to get them to make a mistake.

5) Practice, practice, practice!

Try practicing several "K+P vs K" end games until you have it down perfect. You'll be surprised how many experienced chess players don't know what you just learned!